



Horizon 2020
European Union funding
for Research & Innovation

Stefano Gariazzo

IFIC, Valencia (ES)
CSIC – Universitat de Valencia

`gariazzo@ific.uv.es`
`http://ific.uv.es/~gariazzo/`

Neutrino physics with the PTOLEMY project

16th MultiDark Consolider Workshop, 25–27/09/2019

1 *Cosmic Neutrino Background*

2 *Direct detection of relic neutrinos*

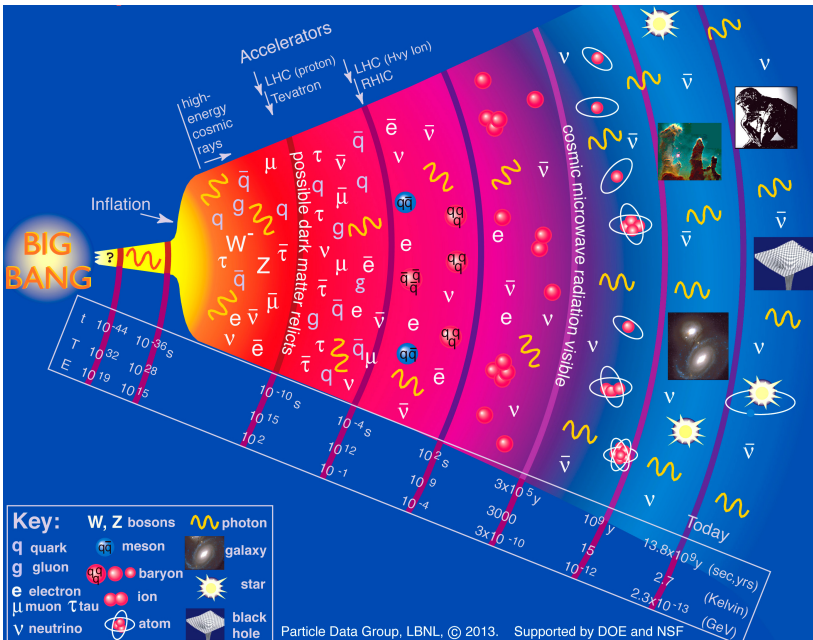
- Some proposed methods
- Neutrino capture

3 *PTOLEMY*

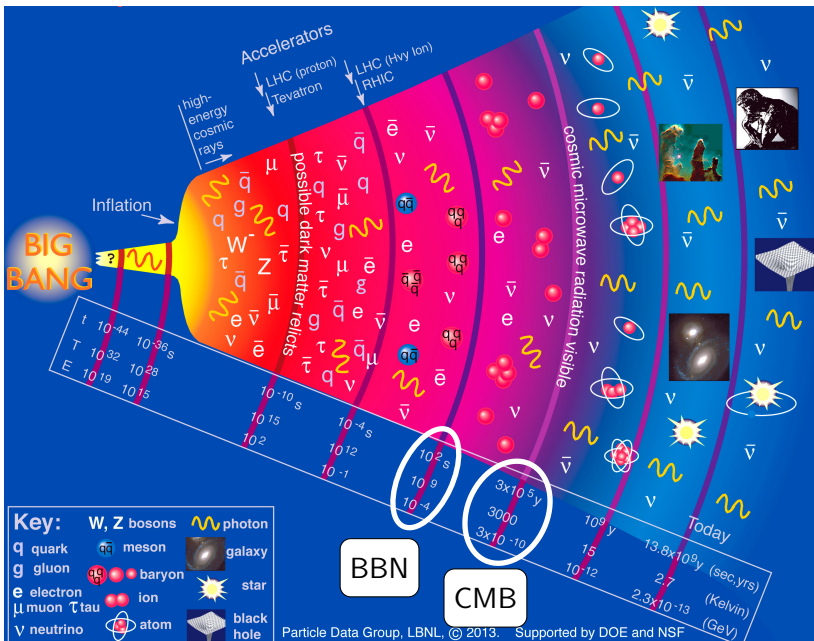
- The experiment
- Simulations
- Perspectives

4 *Conclusions*

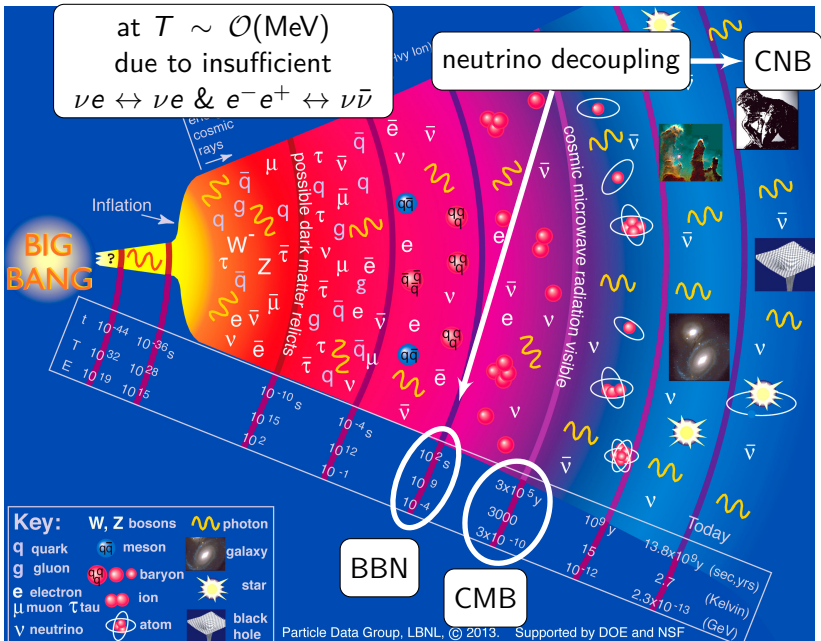
History of the universe



History of the universe



History of the universe



History of the universe

at $T \sim \mathcal{O}(\text{MeV})$
due to insufficient
 $\nu e \leftrightarrow \nu e$ & $e^- e^+ \leftrightarrow \nu \bar{\nu}$

neutrino decoupling

CNB

$T_\nu \simeq (4/11)^{1/3} T_\gamma$
after $e^- e^+$ annihilation

$T_{\nu,0} = 1.945 \text{ K} \simeq$
 $1.676 \times 10^{-4} \text{ eV}$

$\langle E_\nu \rangle \simeq 3.1 T_{\nu,0} \simeq$
 $5 \times 10^{-4} \text{ eV}$

$n_0 = n_{\nu,0} = n_{\bar{\nu},0} \simeq$
 56 cm^{-3} per family

BIG BANG

Inflation



Key:

W, Z bosons	photon
q quark	meson
g gluon	baryon
e electron	ion
μ muon	atom
τ tau	black hole
ν neutrino	

possible dark matter relics

BBN

CMB



Particle Data Group, LBNL, © 2013. Supported by DOE and NSF

History of the universe

at $T \sim \mathcal{O}(\text{MeV})$
 due to insufficient
 $\nu e \leftrightarrow \nu e$ & $e^- e^+ \leftrightarrow \nu \bar{\nu}$

neutrino decoupling → CNB

$T_\nu \simeq (4/11)^{1/3} T_\gamma$
 after $e^- e^+$ annihilation

$T_{\nu,0} = 1.945 \text{ K} \simeq$
 $1.676 \times 10^{-4} \text{ eV}$

$\langle E_\nu \rangle \simeq 3.1 T_{\nu,0} \simeq$
 $5 \times 10^{-4} \text{ eV}$

$n_0 = n_{\nu,0} = n_{\bar{\nu},0} \simeq$
 56 cm^{-3} per family

\exists at least 2 mass eigenstates with
 $m_i \gtrsim 8 \text{ meV} \left(= \sqrt{\Delta m_{\text{sol}}^2} \right) > \langle E_\nu \rangle$

many relic neutrinos are
 non-relativistic today!

Key:

W, Z bosons	photon
quark	meson
gluon	baryon
electron	ion
muon	tau
neutrino	atom
	galaxy
	star
	black hole

BBN

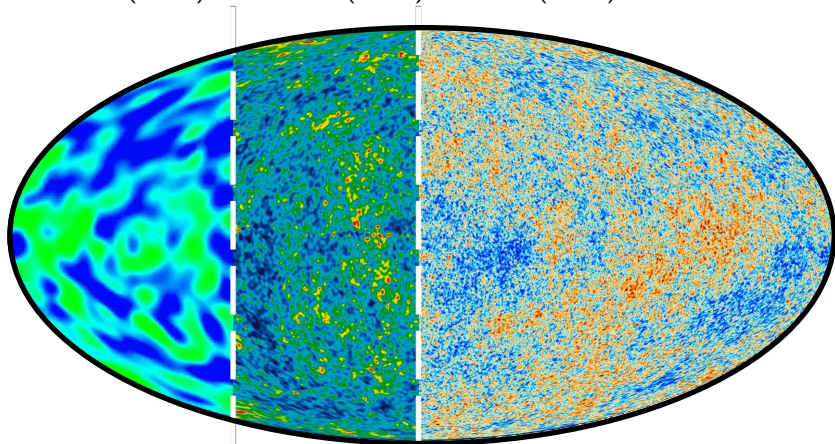
CMB

Particle Data Group, LBNL, © 2013. Supported by DOE and NSF

The oldest picture of the Universe

The Cosmic Microwave Background, generated at $t \simeq 1 \times 10^{13}$ s


COBE (1992) WMAP (2003) Planck (2013)



The oldest picture of the Universe

The Cosmic Neutrino Background, generated at $t \simeq 100$ s

2019 \rightarrow ...



Relic neutrinos in cosmology: N_{eff}

Radiation energy density ρ_r in the early Universe:

$$\rho_r = \left[1 + \frac{7}{8} \left(\frac{4}{11} \right)^{4/3} N_{\text{eff}} \right] \rho_\gamma = [1 + 0.2271 N_{\text{eff}}] \rho_\gamma$$

ρ_γ photon energy density, $7/8$ is for fermions, $(4/11)^{4/3}$ due to photon reheating after neutrino decoupling

- $N_{\text{eff}} \rightarrow$ all the radiation contribution not given by photons
- $N_{\text{eff}} \simeq 1$ correspond to a single family of active neutrino, in equilibrium in the early Universe
- Active neutrinos:
 $N_{\text{eff}} = 3.046$ [Mangano et al., 2005] (damping factors approximations) \sim
 $N_{\text{eff}} = 3.045$ [de Salas et al., 2016] (full collision terms)
due to not instantaneous decoupling for the neutrinos
- + Non Standard Interactions: $3.040 < N_{\text{eff}} < 3.059$ [de Salas et al., 2016]

Observations: $N_{\text{eff}} \simeq 3.0 \pm 0.2$ [Planck 2018]
Indirect probe of cosmic neutrino background!

$\gg 10\sigma!$

1 Cosmic Neutrino Background

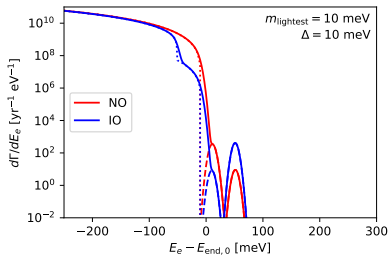
2 Direct detection of relic neutrinos

- Some proposed methods
- Neutrino capture

3 PTOLEMY

- The experiment
- Simulations
- Perspectives

4 Conclusions



How to directly detect non-relativistic neutrinos?

Stodolsky effect

[Stodolsky, 1974][Duda et al., 2001]

(only if there is
lepton asymmetry)

energy splitting of e^- spin states due to
coherent scattering with relic neutrinos



torque on e^- in lab rest frame



use a ferromagnet to build detector



measure torque with a torsion balance

Direct detection - proposed methods - Stodolsky effect

How to directly detect non-relativistic neutrinos?

Stodolsky effect

[Stodolsky, 1974][Duda et al., 2001]

(only if there is
lepton asymmetry)

energy splitting of e^- spin states due to
coherent scattering with relic neutrinos



torque on e^- in lab rest frame



use a ferromagnet to build detector



measure torque with a torsion balance

expected $a_\nu \simeq \mathcal{O}(10^{-26}) \text{ cm/s}^2$



$a_{\text{exp}} \simeq \mathcal{O}(10^{-12}) \text{ cm/s}^2$

Direct detection - proposed methods - at interferometers

How to directly detect non-relativistic neutrinos?

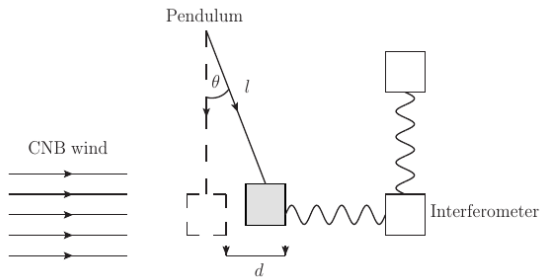
At interferometers

[Domcke et al., 2017]

coherent scattering of relic ν on a pendulum



measure oscillations at interferometers



Direct detection - proposed methods - at interferometers

How to directly detect non-relativistic neutrinos?

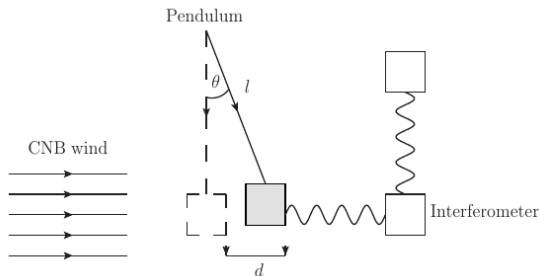
At interferometers

[Domcke et al., 2017]

coherent scattering of relic ν on a pendulum



measure oscillations at interferometers



expected

$$10^{-33} \lesssim a_\nu / (\text{cm/s}^2) \lesssim 10^{-27}$$

$$a_{\text{LIGO/Virgo}} \simeq 10^{-16} \text{ cm/s}^2$$

A viable method - neutrino capture

How to directly detect non-relativistic neutrinos?

Remember that
 $\langle E_\nu \rangle \simeq \mathcal{O}(10^{-4})$ eV today



a process without energy
 threshold is necessary

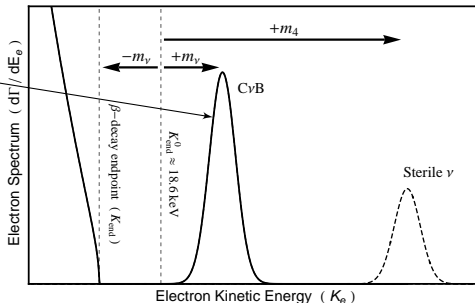
[Weinberg, 1962]: neutrino capture in β -decaying nuclei $\nu + n \rightarrow p + e^-$

Main background: β decay $n \rightarrow p + e^- + \bar{\nu}$!

signal is a peak at $2m_\nu$
 above β -decay endpoint

only with a lot of material

need a very good energy resolution



best element has highest $\sigma_{\text{NCB}}(v_\nu/c) \cdot t_{1/2}$

to minimize contamination from β decay background

Isotope	Decay	Q_β (keV)	Half-life (s)	$\sigma_{\text{NCB}}(v_\nu/c)$ (10^{-41} cm ²)
³ H	β^-	18.591	3.8878×10^8	7.84×10^{-4}
⁶³ Ni	β^-	66.945	3.1588×10^9	1.38×10^{-6}
⁹³ Zr	β^-	60.63	4.952×10^{13}	2.39×10^{-10}
¹⁰⁶ Ru	β^-	39.4	3.2278×10^7	5.88×10^{-4}
¹⁰⁷ Pd	β^-	33	2.0512×10^{14}	2.58×10^{-10}
¹⁸⁷ Re	β^-	2.64	1.3727×10^{18}	4.32×10^{-11}
¹¹ C	β^+	960.2	1.226×10^3	4.66×10^{-3}
¹³ N	β^+	1198.5	5.99×10^2	5.3×10^{-3}
¹⁵ O	β^+	1732	1.224×10^2	9.75×10^{-3}
¹⁸ F	β^+	633.5	6.809×10^3	2.63×10^{-3}
²² Na	β^+	545.6	9.07×10^7	3.04×10^{-7}
⁴⁵ Ti	β^+	1040.4	1.307×10^4	3.87×10^{-4}

best element has highest $\sigma_{\text{NCB}}(v_\nu/c) \cdot t_{1/2}$

to minimize contamination from β decay background

Isotope	Decay	Q_β (keV)	Half-life (s)	$\sigma_{\text{NCB}}(v_\nu/c)$ (10^{-41} cm ²)
³ H	β^-	18.591	3.8878×10^8	7.84×10^{-4}
⁶³ Ni	β^-	66.945	3.1588×10^9	1.38×10^{-6}
⁹³ Zr	β^-	60.63	4.952×10^{13}	2.39×10^{-10}
¹⁰⁶ Ru	β^-	39.4	3.2278×10^7	5.88×10^{-4}
¹⁰⁷ Pd	β^-	33	2.0512×10^{14}	2.58×10^{-10}
¹⁸⁷ Re	β^-	2.64	1.3727×10^{18}	4.32×10^{-11}
¹¹ C	β^+	960.2	1.226×10^3	4.66×10^{-3}
¹³ N	β^+	1198.5	5.99×10^2	5.3×10^{-3}
¹⁵ O	β^+	1732	1.224×10^2	9.75×10^{-3}
¹⁸ F	β^+	633.5	6.809×10^3	2.63×10^{-3}
²² Na	β^+	545.6	9.07×10^7	3.04×10^{-7}
⁴⁵ Ti	β^+	1040.4	1.307×10^4	3.87×10^{-4}

best element has highest $\sigma_{\text{NCB}}(v_\nu/c) \cdot t_{1/2}$

to minimize contamination from β decay background

Isotope	Decay	Q_β (keV)	Half-life (s)	$\sigma_{\text{NCB}}(v_\nu/c)$ (10^{-41} cm ²)
³ H	β^-	18.591	3.8878×10^8	7.84×10^{-4}
⁶³ Ni	β^-	66.945	3.1588×10^9	1.38×10^{-6}
⁹³ Zr	β^-	60.63	4.952×10^{13}	2.39×10^{-10}
¹⁰⁶ Ru	β^-	39.4	3.2278×10^7	5.88×10^{-4}
¹⁰⁷ Pd	β^-	33	2.0512×10^{14}	2.58×10^{-10}
¹⁸⁷ Re	β^-	2.64	1.3727×10^{18}	4.32×10^{-11}
¹¹ C	β^+	960.2	1.226×10^3	4.66×10^{-3}
¹³ N	β^+	1198.5	5.99×10^2	5.3×10^{-3}
¹⁵ O	β^+	1732	1.224×10^2	9.75×10^{-3}
¹⁸ F	β^+	633.5	6.809×10^3	2.63×10^{-3}
²² Na	β^+	545.6	9.07×10^7	3.04×10^{-7}
⁴⁵ Ti	β^+	1040.4	1.307×10^4	3.87×10^{-4}

³H better because the cross section (\rightarrow event rate) is higher

$$\frac{d\tilde{\Gamma}_{\text{CNB}}}{dE_e}(E_e) = \frac{1}{\sqrt{2\pi}\sigma} \sum_{i=1}^{N_\nu} \bar{\sigma} N_T |U_{ei}|^2 n_0 f_c(m_i) \times e^{-\frac{[E_e - (E_{\text{end}} + m_i + m_{\text{lightest}})]^2}{2\sigma^2}}$$

$$\frac{d\Gamma_\beta}{dE_e} = \frac{\bar{\sigma}}{\pi^2} N_T \sum_{i=1}^{N_\nu} |U_{ei}|^2 H(E_e, m_i)$$

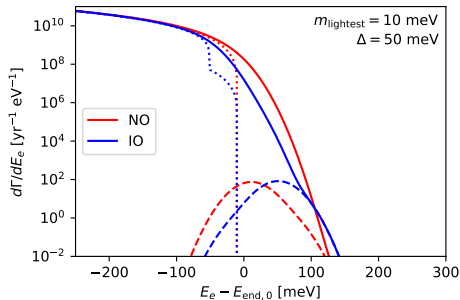
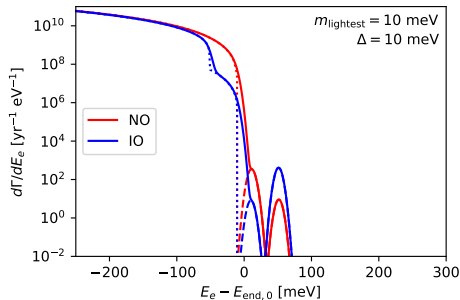
$$\frac{d\tilde{\Gamma}_\beta}{dE_e}(E_e) = \frac{1}{\sqrt{2\pi}\sigma} \int_{-\infty}^{+\infty} dx \frac{d\Gamma_\beta}{dE_e}(x) \exp\left[-\frac{(E_e - x)^2}{2\sigma^2}\right]$$

$\bar{\sigma}$ cross section, N_T number of tritium atoms in the source (PTOLEMY: 100 g), E_{end} endpoint, $\sigma = \Delta/\sqrt{8 \ln 2}$ standard deviation

$$\frac{d\tilde{\Gamma}_{\text{CNB}}}{dE_e}(E_e) = \frac{1}{\sqrt{2\pi}\sigma} \sum_{i=1}^{N_\nu} \bar{\sigma} N_T |U_{ei}|^2 n_0 f_c(m_i) \times e^{-\frac{[E_e - (E_{\text{end}} + m_i + m_{\text{lightest}})]^2}{2\sigma^2}}$$

$$\frac{d\Gamma_\beta}{dE_e} = \frac{\bar{\sigma}}{\pi^2} N_T \sum_{i=1}^{N_\nu} |U_{ei}|^2 H(E_e, m_i)$$

$$\frac{d\tilde{\Gamma}_\beta}{dE_e}(E_e) = \frac{1}{\sqrt{2\pi}\sigma} \int_{-\infty}^{+\infty} dx \frac{d\Gamma_\beta}{dE_e}(x) \exp\left[-\frac{(E_e - x)^2}{2\sigma^2}\right]$$



$\bar{\sigma}$ cross section, N_T number of tritium atoms in the source (PTOLEMY: 100 g), E_{end} endpoint, $\sigma = \Delta/\sqrt{8\ln 2}$ standard deviation

PonTecorvo Observatory for Light, Early-universe, Massive-neutrino Yield (PTOLEMY)

expected resolution $\Delta \simeq 0.1 \text{ eV?}$
 0.05 eV?

can probe $m_\nu \simeq 1.4\Delta \simeq 0.1 \text{ eV}$

built mainly for CNB

$M_T = 100 \text{ g}$ of atomic ${}^3\text{H}$

$$\Gamma_{\text{CNB}} = \sum_{i=1}^3 |U_{ei}|^2 [n_i(\nu_{h_R}) + n_i(\nu_{h_L})] N_T \bar{\sigma} \sim \mathcal{O}(10) \text{ yr}^{-1}$$

N_T number of ${}^3\text{H}$ nuclei in a sample of mass M_T $\bar{\sigma} \simeq 3.834 \times 10^{-45} \text{ cm}^2$ n_i number density of neutrino i

(without clustering)

PonTecorvo Observatory for Light, Early-universe, Massive-neutrino Yield (PTOLEMY)

expected resolution $\Delta \simeq 0.1 \text{ eV}?$
 $0.05 \text{ eV}?$

built mainly for CNB

$M_T = 100 \text{ g}$ of atomic ^3H

can probe $m_\nu \simeq 1.4\Delta \simeq 0.1 \text{ eV}$

enhancement from
 ν clustering in the galaxy?

enhancement from
other effects?

$$\Gamma_{\text{CNB}} = \sum_{i=1}^3 |U_{ei}|^2 [n_i(\nu_{h_R}) + n_i(\nu_{h_L})] N_T \bar{\sigma} \sim \mathcal{O}(10) \text{ yr}^{-1}$$

N_T number of ^3H nuclei in a sample of mass M_T $\bar{\sigma} \simeq 3.834 \times 10^{-45} \text{ cm}^2$ n_i number density of neutrino i

(without clustering)

1 *Cosmic Neutrino Background*

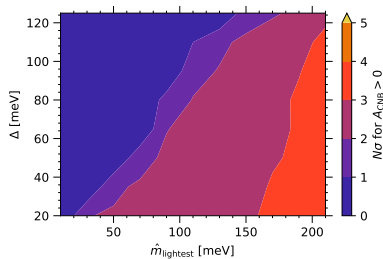
2 *Direct detection of relic neutrinos*

- Some proposed methods
- Neutrino capture

3 **PTOLEMY**

- The experiment
- Simulations
- Perspectives

4 *Conclusions*

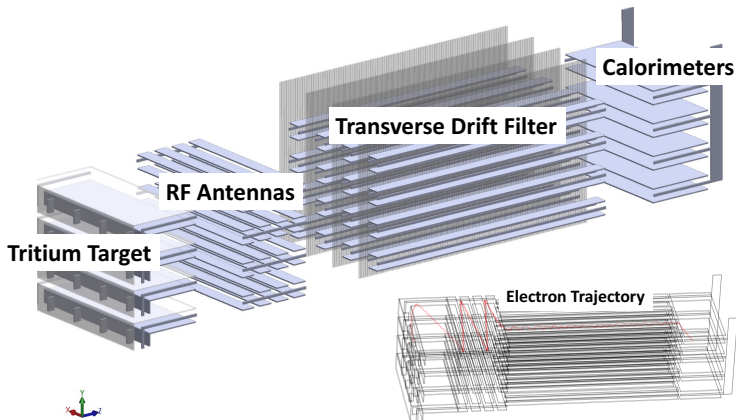


PTOLEMY pipeline

scope of PTOLEMY:

measure electron spectrum near ${}^3\text{H}$ β -decay endpoint
(same as neutrino mass experiments, e.g. KATRIN)

[PTOLEMY, PNP 106 (2019) 120]




PTOLEMY pipeline

scope of PTOLEMY:

measure electron spectrum near ${}^3\text{H}$ β -decay endpoint
(same as neutrino mass experiments, e.g. KATRIN)

[PTOLEMY, arxiv:1808.01892]



The source - graphene

source of ^3H in **gas form** (KATRIN-like) has column density $\sim 1 \mu\text{g cm}^{-2}$
source tube is 10 m, for $\sim \mathcal{O}(100) \mu\text{g}$ of ^3H

not practical solution for required 100 g of ^3H !

The source - graphene

source of ^3H in **gas form** (KATRIN-like) has column density $\sim 1 \mu\text{g cm}^{-2}$
source tube is 10 m, for $\sim \mathcal{O}(100) \mu\text{g}$ of ^3H

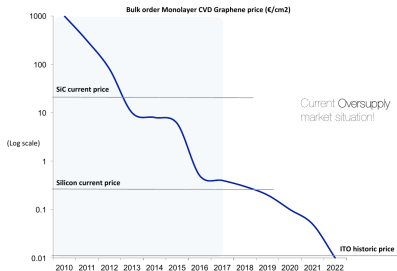
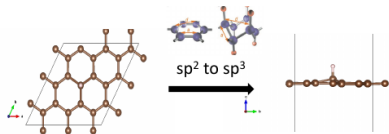
not practical solution for required 100 g of ^3H !

partially existing technology: hydrogenated graphene

layers

Graphene layers are cheap
(commercial use in displays)

hydrogenation under study
at Princeton



[courtesy A.Zurutuza (Graphenea)]

The source - graphene

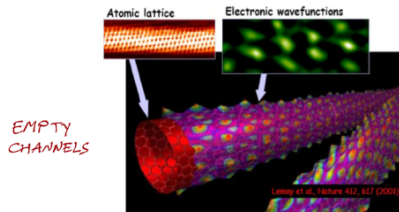
source of ^3H in **gas form** (KATRIN-like) has column density $\sim 1 \mu\text{g cm}^{-2}$
source tube is 10 m, for $\sim \mathcal{O}(100) \mu\text{g}$ of ^3H

not practical solution for required 100 g of ^3H !

partially existing technology: hydrogenated graphene


CNT Target

nanotubes


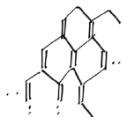



[courtesy G. Cavoto]

collaboration University of Mons, Belgium



commercial



MAC-E filter

Background flux is too high for microcalorimeter. Must be reduced!

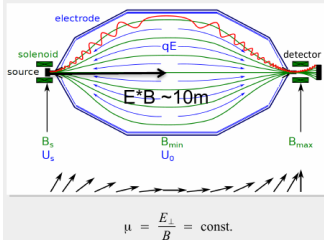
Magnetic Adiabatic Collimation with Electrostatic filter

[KATRIN]



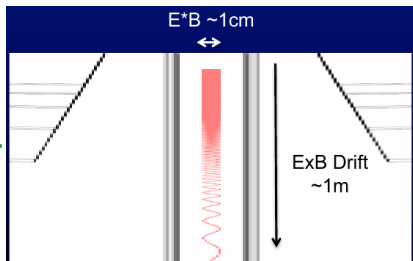
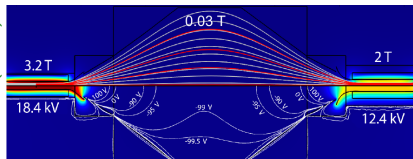
MAC-E filter technique

Magnetic Adiabatic Collimation with Electrostatic filter
Picard et al., NIM B63 (1992) 345



see also [PTOLEMY, PPNP 106 (2019) 120]

[PTOLEMY]: $E \times B$ filter
(must enter in GS labs)



[courtesy C. Tully]

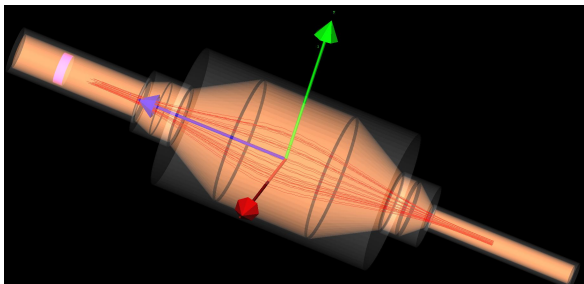
RF tracking

first energy determination with

RadioFrequency trigger, using
Cyclotron Radiation Emission Spectroscopy (CRES)

see also [Project 8, JPG 44 (2017) 054004]

can RF antenna be integrated in the MAC-E filter?



Final energy determination with TES

Final energy determination needs $\sigma_E \simeq 0.1$ eV or less!

Microcalorimetry with **T**ransition-**E**dge **S**ensors

TES: “A microcalorimeter
made by a superconducting film
operated in the temperature region
between the normal and the superconducting state”

↙
difficult readout

↘
difficult temperature control

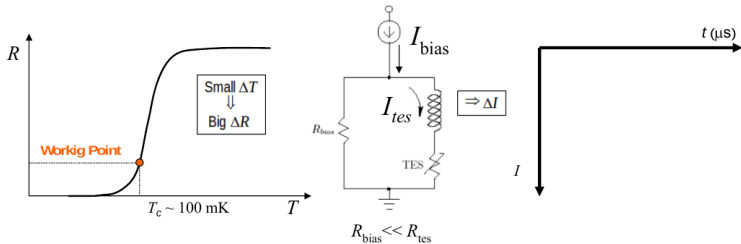
Same technology as in HOLMES experiment (ν masses)

Final energy determination with TES

Final energy determination needs $\sigma_E \simeq 0.1$ eV or less!

Microcalorimetry with **T**ransition-**E**dge **S**ensors

[courtesy M.Ratjeri]

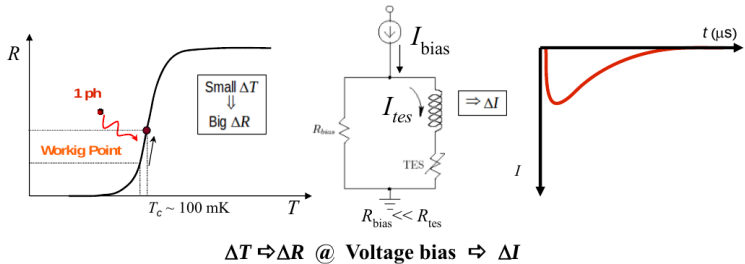


Final energy determination with TES

Final energy determination needs $\sigma_E \simeq 0.1$ eV or less!

Microcalorimetry with **T**ransition-**E**dge **S**ensors

[courtesy M.Ratjeri]

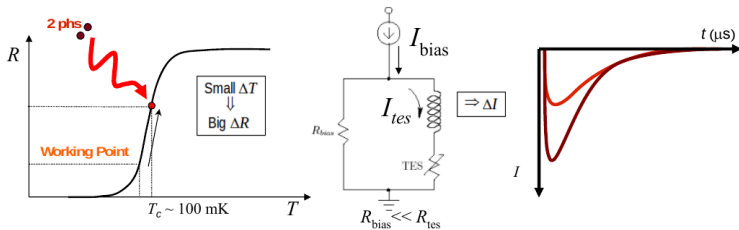


Final energy determination with TES

Final energy determination needs $\sigma_E \simeq 0.1$ eV or less!

Microcalorimetry with **T**ransition-**E**dge **S**ensors

[courtesy M.Ratjeri]



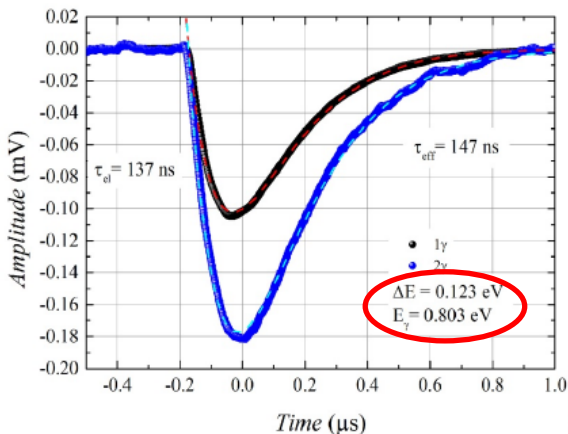
$\Delta T \Leftrightarrow \Delta R$ @ Voltage bias $\Rightarrow \Delta I$

Final energy determination with TES

Final energy determination needs $\sigma_E \simeq 0.1$ eV or less!

Microcalorimetry with **T**ransition-**E**dge **S**ensors

[courtesy M.Ratjeri]



Events in **bin** i , centered at E_i :

$$N_{\beta}^i = T \int_{E_i - \Delta/2}^{E_i + \Delta/2} \frac{d\tilde{\Gamma}_{\beta}}{dE_e} dE_e$$

$$N_{\text{CNB}}^i = T \int_{E_i - \Delta/2}^{E_i + \Delta/2} \frac{d\tilde{\Gamma}_{\text{CNB}}}{dE_e} dE_e$$

fiducial number of events: $\hat{N}^i = N_{\beta}^i(\hat{E}_{\text{end}}, \hat{m}_i, \hat{U}) + N_{\text{CNB}}^i(\hat{E}_{\text{end}}, \hat{m}_i, \hat{U})$

add **background** $\hat{N}_b = \hat{\Gamma}_b T$
with $\hat{\Gamma}_b \simeq 10^{-5}$ Hz

$$\longrightarrow N_t^i = \hat{N}^i + \hat{N}_b$$

simulated **experimental** spectrum:

$$N_{\text{exp}}^i(\hat{E}_{\text{end}}, \hat{m}_i, \hat{U}) = N_t^i \pm \sqrt{N_t^i}$$

repeat for **theory** spectrum, free **amplitudes** and **endpoint position**:

$$N_{\text{th}}^i(\theta) = \mathbf{A}_{\beta} N_{\beta}^i(\hat{E}_{\text{end}} + \Delta E_{\text{end}}, m_i, U) + \mathbf{A}_{\text{CNB}} N_{\text{CNB}}^i(\hat{E}_{\text{end}} + \Delta E_{\text{end}}, m_i, U) + N_b$$

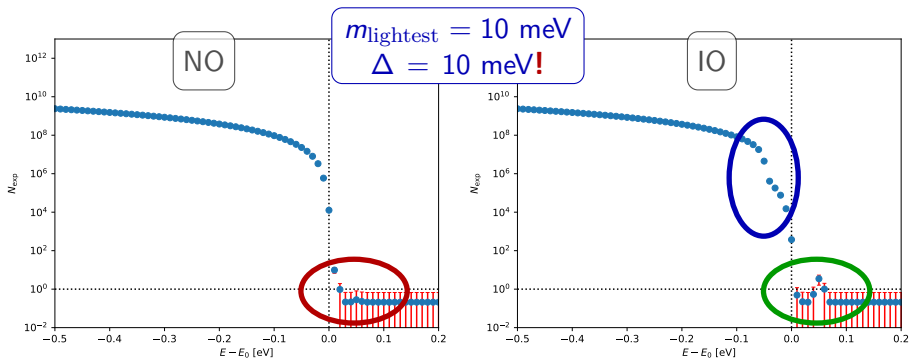
fit \longrightarrow

$$\chi^2(\theta) = \sum_i \left(\frac{N_{\text{exp}}^i(\hat{E}_{\text{end}}, \hat{m}_i, \hat{U}) - N_{\text{th}}^i(\theta)}{\sqrt{N_t^i}} \right)^2$$

$$\text{or } \log \mathcal{L} = -\frac{\chi^2}{2}$$

T exposure time – $(\hat{E}_{\text{end}}, \hat{m}_i, \hat{U})$ fiducial endpoint energy, masses, mixing matrix – $\theta = (A_{\beta}, N_b, \Delta E_{\text{end}}, A_{\text{CNB}}, m_i, U)$

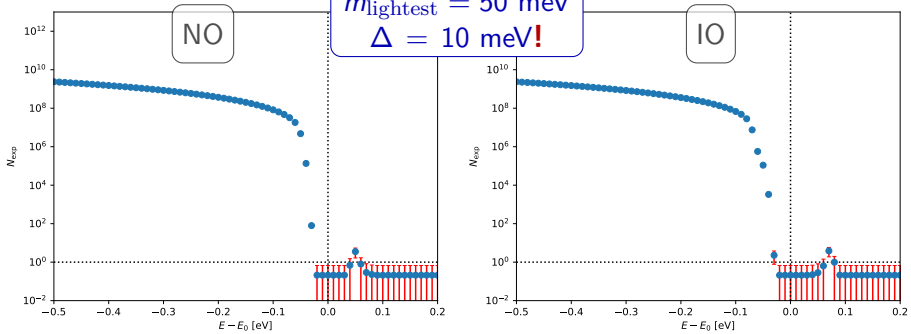
no random noise?



1 year of observation with 100 g of T source

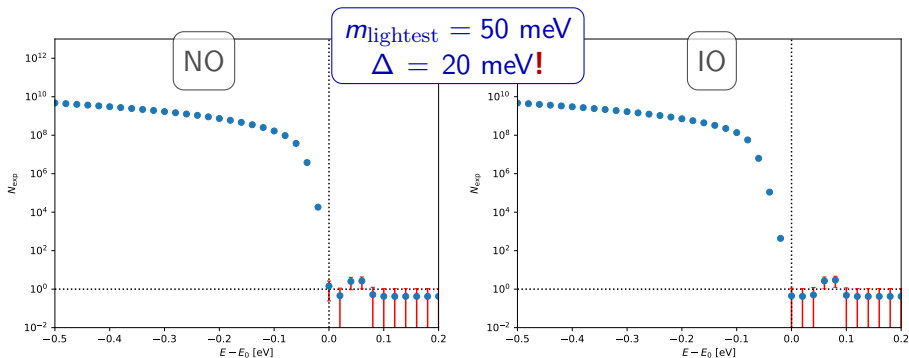
no random noise?

$m_{\text{lightest}} = 50 \text{ meV}$
 $\Delta = 10 \text{ meV!}$



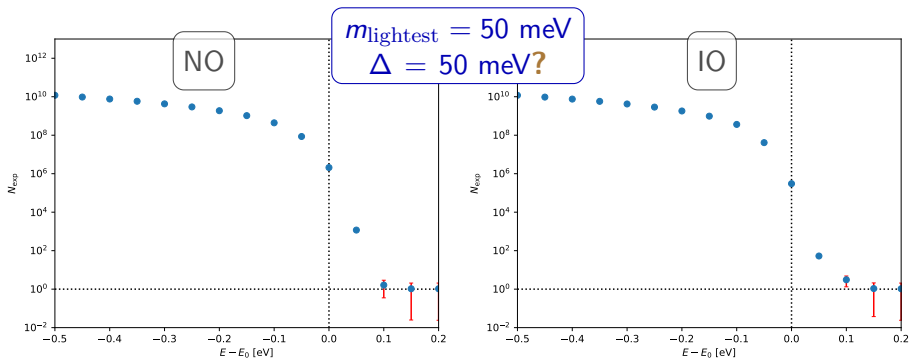
1 year of observation with 100 g of T source

no random noise?



1 year of observation with 100 g of T source

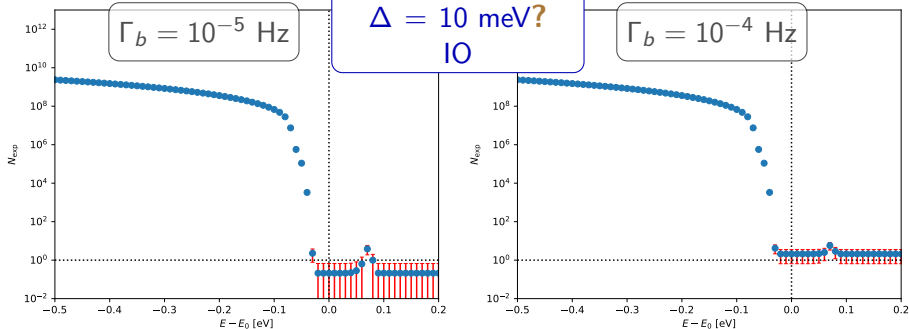
no random noise?



1 year of observation with 100 g of T source

no random noise?

$m_{\text{lightest}} = 50 \text{ meV}$
 $\Delta = 10 \text{ meV?}$
 IO

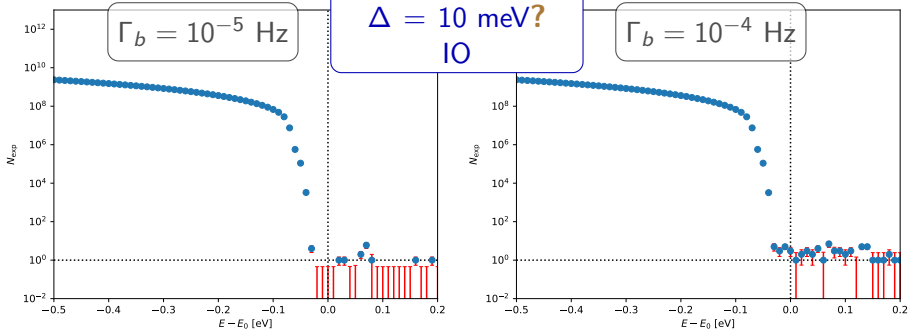


1 year of observation with 100 g of T source

Simulations - II

with random noise!

$m_{\text{lightest}} = 50 \text{ meV}$
 $\Delta = 10 \text{ meV?}$
IO



things are more complicated in this way...low background needed!

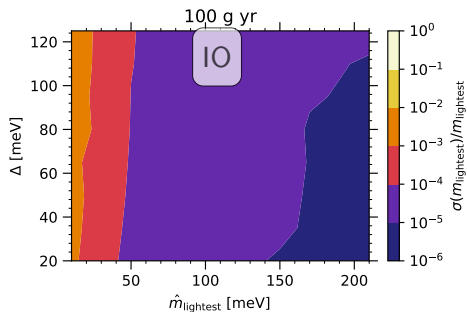
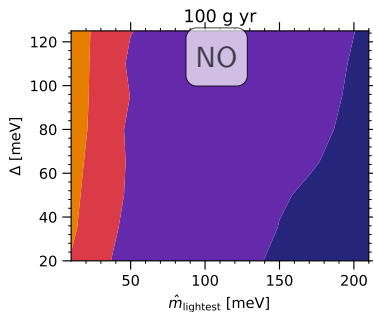
1 year of observation with 100 g of T source

statistical only!

relative error on m_{lightest}
as a function of $\hat{m}_{\text{lightest}}$, Δ

statistical only!

relative error on m_{lightest}
as a function of $\hat{m}_{\text{lightest}}$, Δ

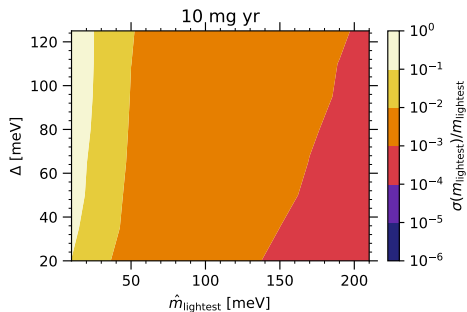
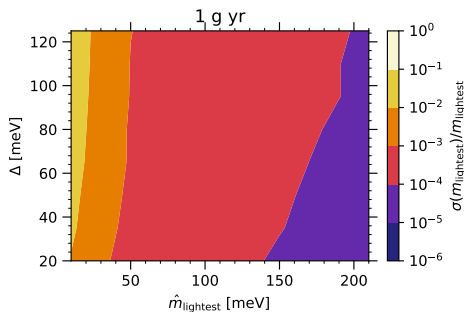


wonderful precision in determining the neutrino mass

(well, yes, with 100 g of tritium...)

statistical only!

relative error on m_{lightest}
as a function of $\hat{m}_{\text{lightest}}$, Δ

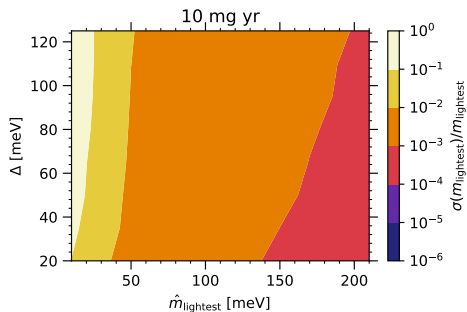
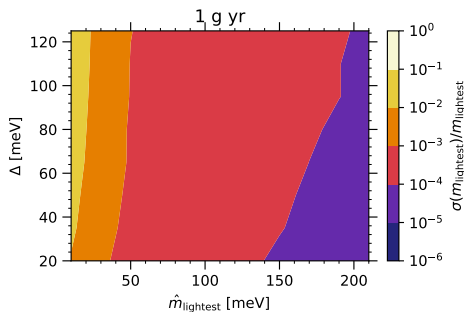


wonderful precision in determining the neutrino mass

(mass detection already with 10 mg of tritium!)

statistical only!

relative error on m_{lightest}
as a function of $\hat{m}_{\text{lightest}}$, Δ



wonderful precision in determining the neutrino mass

(mass detection already with 10 mg of tritium!)

Δ has almost no impact

Bayesian method:

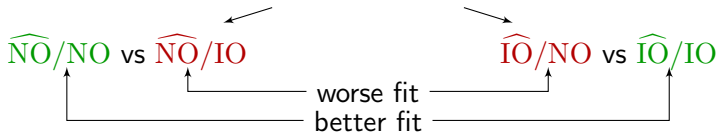
Fit fiducial ordering (\widehat{NO} or \widehat{IO}) using both **correct** and **wrong** ordering

\widehat{NO}/NO vs \widehat{NO}/IO

\widehat{IO}/NO vs \widehat{IO}/IO

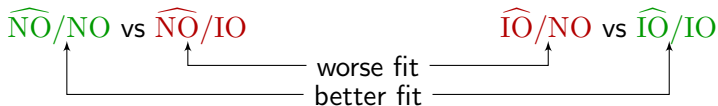
Bayesian method:

Fit fiducial ordering (\widehat{NO} or \widehat{IO}) using both **correct** and **wrong** ordering



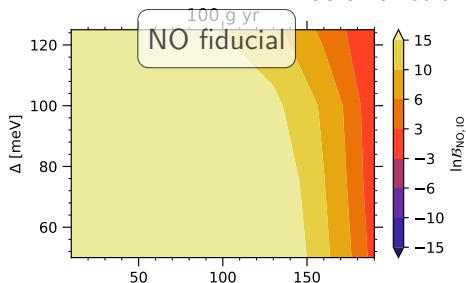
Bayesian method:

Fit fiducial ordering (\widehat{NO} or \widehat{IO}) using both **correct** and **wrong** ordering



statistical only!

(Bayesian) preference on m_{lightest} as a function of $\hat{m}_{\text{lightest}}, \Delta$

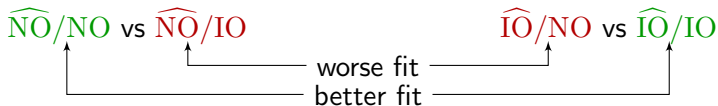


IO fiducial

always strong significance

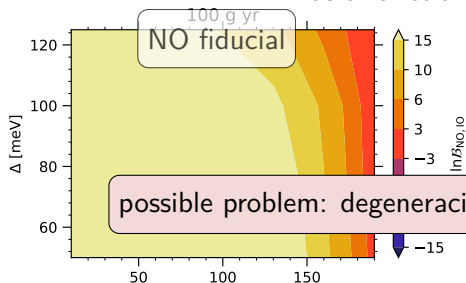
Bayesian method:

Fit fiducial ordering (\widehat{NO} or \widehat{IO}) using both **correct** and **wrong** ordering



statistical only!

(Bayesian) preference on m_{lightest} as a function of $\hat{m}_{\text{lightest}}, \Delta$



IO fiducial

always strong significance

possible problem: degeneracies between m_{lightest} and Δm_{31}^2

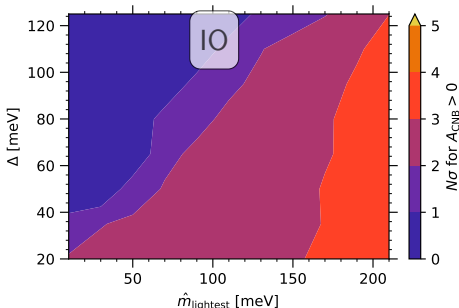
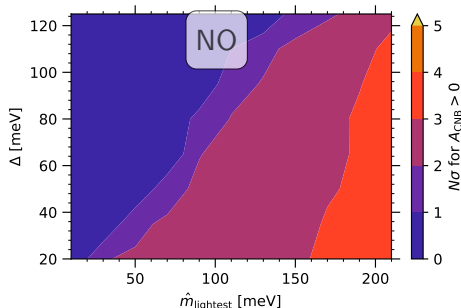
using the definition:

$$N_{\text{th}}^i(\theta) = A_{\beta} N_{\beta}^i(\hat{E}_{\text{end}} + \Delta E_{\text{end}}, m_i, U) + \mathbf{A}_{\text{CNB}} N_{\text{CNB}}^i(\hat{E}_{\text{end}} + \Delta E_{\text{end}}, m_i, U) + N_b$$

if $\mathbf{A}_{\text{CNB}} > 0$ at $N\sigma$, direct detection of CNB accomplished at $N\sigma$

statistical only!

significance on $A_{\text{CNB}} > 0$
as a function of $\hat{m}_{\text{lightest}}, \Delta$



Requirements for PTOLEMY discoveries

What do we need to discover...

	low Γ_b	extreme Δ	a lot of ${}^3\text{H}$
... ν masses?	✗	✗	?
... ν mass ordering?	✗	?	?
... CNB direct detection?	✓	✓	✓

✓: strongly required

?: not so strongly required

✗: loosely required

1 *Cosmic Neutrino Background*

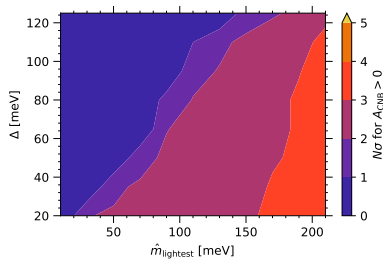
2 *Direct detection of relic neutrinos*

- Some proposed methods
- Neutrino capture

3 *PTOLEMY*

- The experiment
- Simulations
- Perspectives

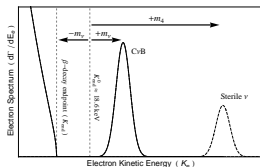
4 *Conclusions*



1

amazing (neutrino) science
with **direct detection**
of relic neutrinos (e.g. **PTOLEMY**)


[non-relativistic regime, ν masses, ordering, ...]



2

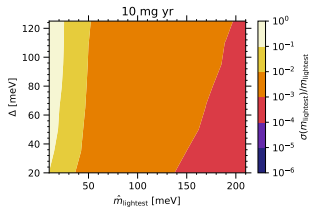
But it will be a **technological challenge!**

[^3H amount, low background, energy resolution, ...]

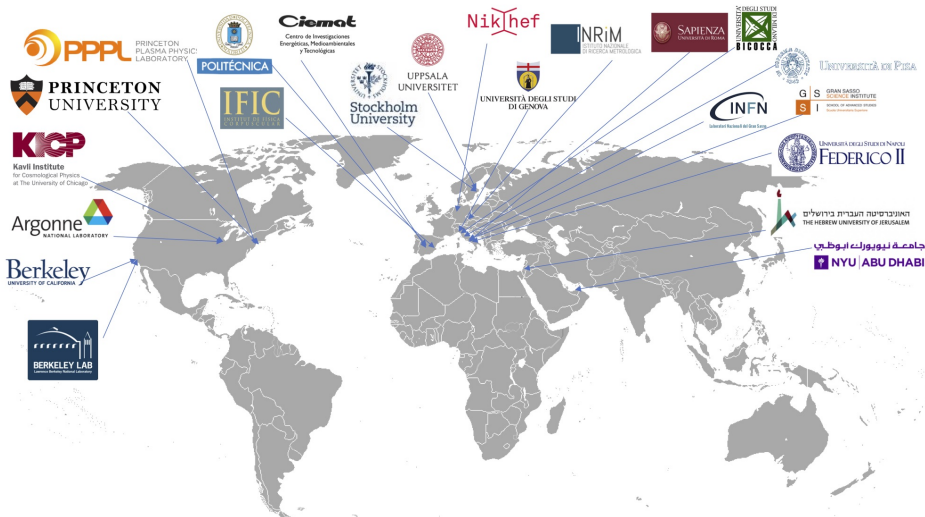


3

amazing results
already achievable
with **small tritium amount!**



PTOLEMY collaboration

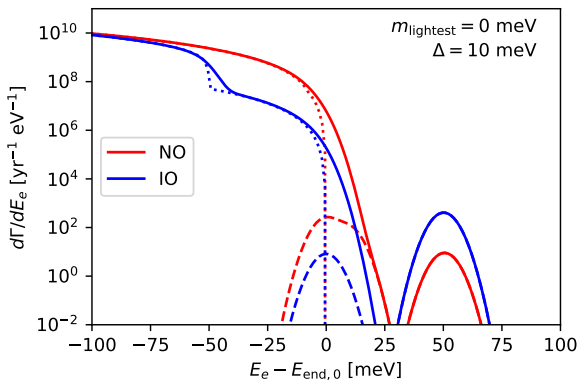


Thank you for the attention!

What if the lightest neutrino is massless?
or Δ cannot be small enough?

single NC events cannot be distinguished by the background (β -decay)!

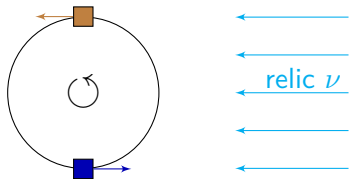
$$\frac{\nu \text{ capture rate}}{\beta \text{ decay rate}} = \frac{\Gamma_{\text{NC}}}{\Gamma_{\beta}} \approx \frac{n_{\nu}}{56 \text{ cm}^{-3}} \frac{2.54 \times 10^{-11}}{(\Delta/\text{eV})^3} \quad \text{rates in the bin } \Delta \text{ on the endpoint}$$



What if the lightest neutrino is massless?
or Δ cannot be small enough?

single NC events cannot be distinguished by the background (β -decay)!

$$\frac{\nu \text{ capture rate}}{\beta \text{ decay rate}} = \frac{\Gamma_{\text{NC}}}{\Gamma_{\beta}} \simeq \frac{n_{\nu}}{56 \text{ cm}^{-3}} \frac{2.54 \times 10^{-11}}{(\Delta/\text{eV})^3} \quad \text{rates in the bin } \Delta \text{ on the endpoint}$$



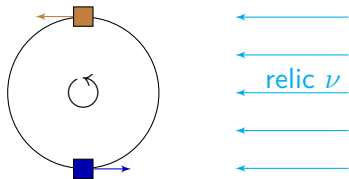
can be **daily** or yearly modulation!

only for ν capture (no β -decay)

What if the lightest neutrino is massless?
or Δ cannot be small enough?

single NC events cannot be distinguished by the background (β -decay)!

$$\frac{\nu \text{ capture rate}}{\beta \text{ decay rate}} = \frac{\Gamma_{\text{NC}}}{\Gamma_{\beta}} \simeq \frac{n_{\nu}}{56 \text{ cm}^{-3}} \frac{2.54 \times 10^{-11}}{(\Delta/\text{eV})^3} \quad \begin{array}{l} \text{rates in the bin } \Delta \\ \text{on the endpoint} \end{array}$$



can be **daily** or yearly modulation!

only for ν capture (no β -decay)

Problem:

Expected **daily modulation**
is $\sim 1\%$ of the signal!!

Must use powerful technique
for signal/noise separation

**Fourier analysis and frequency
filtering** may be sufficient

no m_{ν} information in this way!

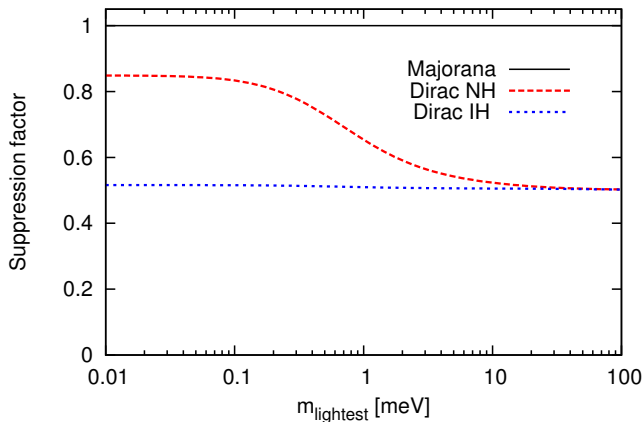
Dirac and Majorana neutrinos

direct detection through $\nu_e + {}^3\text{H} \rightarrow e^- + {}^3\text{He}$

only neutrinos with correct chirality can be detected!

non-relativistic **Majorana** case: ν and $\bar{\nu}$ cannot be distinguished!

expect **more events** for the **Majorana** than for **Dirac** case



Dirac **normal**
or **inverted**
ordering differ
because lighter
 ν_1 and ν_2 in **NH**
are **relativistic**
↓
almost
indistinguishable
from **Majorana**

Direct detection - proposed methods - Capture (I)

How to directly detect non-relativistic neutrinos?

Remember that
 $\langle E_\nu \rangle \simeq \mathcal{O}(10^{-4})$ eV today

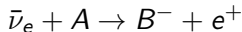


a process without energy
threshold is necessary

(anti)neutrino capture on
electron-capture-decaying nuclei

[Cocco et al., 2009]

electron capture (EC): $e^- + A^+ \rightarrow \nu_e + B^*$
(e^- from inner level)



must have very specific Q value
in order to avoid EC back-
ground and have no threshold



specific energy conditions required

but

Q value depends on
ionization fraction!

Direct detection - proposed methods - Capture (I)

How to directly detect non-relativistic neutrinos?

Remember that
 $\langle E_\nu \rangle \simeq \mathcal{O}(10^{-4})$ eV today

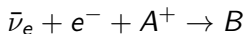
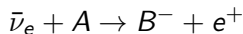


a process without energy
threshold is necessary

(anti)neutrino capture on
electron-capture-decaying nuclei

[Cocco et al., 2009]

electron capture (EC): $e^- + A^+ \rightarrow \nu_e + B^*$
(e^- from inner level)



must have very specific Q value
in order to avoid EC back-
ground and have no threshold

specific energy conditions required

but

Q value depends on
ionization fraction!

process useful only “if specific conditions on the Q -value are met
or significant improvements on ion storage rings are achieved”